



General Type Isolation-Film Pressure Sensor

(Model No. WPAK66)

Manual Version: 1.3

Date: Apr-8-2021

Zhengzhou Winsen Electronics Technology CO., LTD

Statement

This manual's copyright belongs to Zhengzhou Winsen Electronics Technology Co., LTD. Without the written permission, any part of this manual shall not be copied, translated, stored in database or retrieval system, also can't spread through electronic, copying, record ways.

Thanks for purchasing our products. In order to have customers use it better and reduce the faults caused by misuse, please read the manual carefully and operate it correctly in accordance with the instructions. If users disobey the terms or remove, disassemble, change the components inside of the sensor, we shall not be responsible for the loss.

The specific such as color, appearance, sizes &etc., please in kind prevail.

We are devoting ourselves to products development and technical innovation, so we reserve the right to improve the products without notice. Please confirm it is the valid version before using this manual. At the same time, users' comments on optimized using way are welcome.

Please keep the manual properly, in case you need help during the usage in the future.


Zhengzhou Winsen Electronics Technology CO., LTD.

WPAK66 General Type Isolation-Film Pressure Sensor

Product Description

WPAK66 series is a pressure core encapsulated by high precision imported diffused silicon pressure sensitive chip and mature manufacturing technology. It is the core component for manufacturing pressure sensor and pressure transmitter. As a high performance pressure sensitive element, it can be easily amplified signal and integrated to a transmitter with standard signal output.

WINSEN Elec can undertake special customization according to the needs of users, such as full welded structure, wide temperature compensation, customized shape, high reliability, strong impact and vibration resistance pressure sensors, to provide reliable solutions for a variety of applications.



Picture 1: Sensor

Main features :

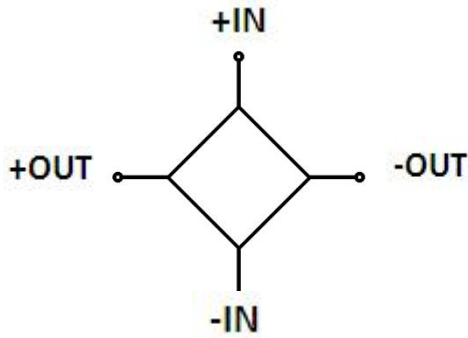
- All stainless steel 316L package, anti-erosion
- wide temperature compensation-10~+70°C
- Constant current and constant voltage excitation are optional
- Normalized output available
- Glue-filled and moisture-proof circuit board

Application:

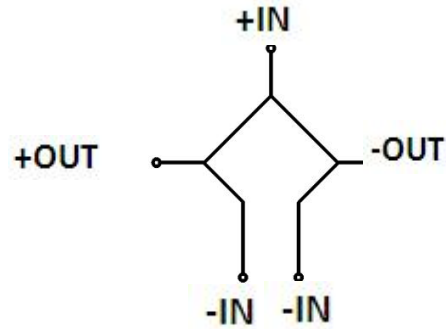
- Process control system
- Pressure calibration instrument
- Hydraulic system
- Biomedical instruments
- Hydraulic system and valve
- Liquid level measurement
- Military equipment
- Refrigeration equipment and HAVC system
- Ships and navigation
- Aircraft and Avionics Systems

Equivalent circuit diagram

(1) Four wire (Compensation)



(2) Five wire (Uncompensated)



Technical parameters

Detection range	6MPa...60MPa	
Pressure Reference	Sealed Gauge Pressure	
Power supply	1.5mA or 10V	
input resistance	Constant current: 2kΩ~5kΩ; Constant Voltage : 3kΩ~18kΩ	
Electrical Connection	Pin or Wiring	
Compensation Temperature	0℃~60℃、-10℃~70℃	≤35kPa: 0℃~60℃, >35kPa: -10℃~ 70℃
Working Temperature	-40℃~120℃	
Storage Temperature	-40℃~125℃	
Insulation resistance	≥200MΩ/250VDC	
Response Time	≤1ms	Up to 90%FS
Measuring Medium	Liquid and Gas	
Mechanical vibration	20g (20~5000HZ)	
Shock Resistance	100g (10ms)	
Lifespan	10×10 ⁶ (Pressure Cycle)	

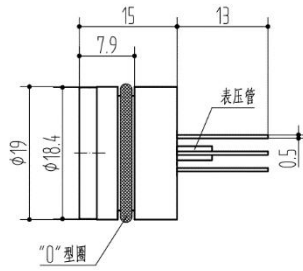
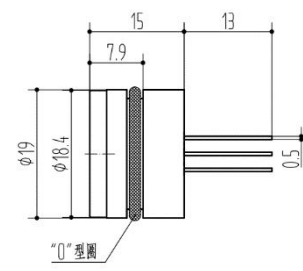
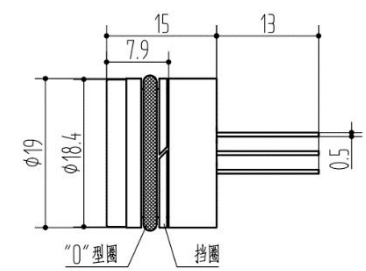
Structural Performance Index	
Diaphragm material	316L
Housing Material	316L
Infused Liquid	Silicone oil
Seal Ring	NBR

Basic Parameter Index						
Item	Condition	Min	Special	Max	Unit	Remarks
Non-linear		-0.3	±0.25	0.3	%FS	Note(1)
Hysteresis		-0.05	±0.03	0.05	%FS	
Repeatability		-0.05	±0.03	0.05	%FS	
Zero Point Output		-2	±1	2	mV	
Full-Range Output	1.5mA ,10kPa	20			mV	
	1.5mA,other range	50	90	150		
	10V,10kPa	30				
	10V,other range	60	100	110		
Zero Point Temperature Drift	10kPa	-2	±1.5	2	%FS	Note(2)
	Other Detection Range	-1.5	±0.75	1.5		
Sensitivity Drift		-1.5	±0.75	1.5	%FS	Note(2)
Heat Hysteresis		-0.075	±0.05	0.075	%FS	Note(3)
Stability		-0.3	±0.2	0.3	%FS/Year	

Notes:

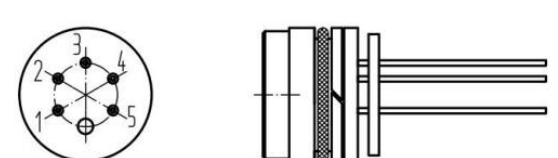
- (1) Based on BFSL least square method.
- (2) In temperature r compensation ange,0℃～60 and -10℃～70℃ is refer to 30℃;-20℃～85℃ is refer to 32.5℃.
- (3) After high and low temperature, return to the reference temperature.

Dimension

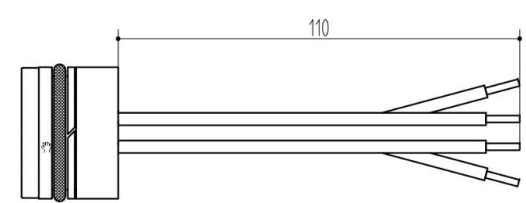
Gauge Pressure 10kPa~3MPa	Absolute pressure & Sealing Pressure < 25MPa	Sealing Pressure ≥25MPa
		

Electrical Connection(Unit :mm)

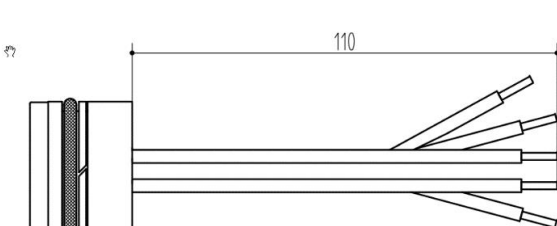
6-Pin Lead-out

	<table border="1"> <thead> <tr> <th>Pin</th> <th>Definition</th> </tr> </thead> <tbody> <tr> <td>3</td> <td>Power Positive(IN+)</td> </tr> <tr> <td>2</td> <td>Output Positive(OUT+)</td> </tr> <tr> <td>4</td> <td>Output Negative(OUT-)</td> </tr> <tr> <td>1 or 5</td> <td>Power Negative(IN-)</td> </tr> </tbody> </table>	Pin	Definition	3	Power Positive(IN+)	2	Output Positive(OUT+)	4	Output Negative(OUT-)	1 or 5	Power Negative(IN-)
Pin	Definition										
3	Power Positive(IN+)										
2	Output Positive(OUT+)										
4	Output Negative(OUT-)										
1 or 5	Power Negative(IN-)										

4-Line Lead-out

	<table border="1"> <thead> <tr> <th>Line Colour</th> <th>Definition</th> </tr> </thead> <tbody> <tr> <td>Red</td> <td>Power Positive(IN+)</td> </tr> <tr> <td>Black</td> <td>Power Negative(IN-)</td> </tr> <tr> <td>Yellow</td> <td>Output Positive(OUT+)</td> </tr> <tr> <td>White</td> <td>Output Negative(OUT-)</td> </tr> </tbody> </table>	Line Colour	Definition	Red	Power Positive(IN+)	Black	Power Negative(IN-)	Yellow	Output Positive(OUT+)	White	Output Negative(OUT-)
Line Colour	Definition										
Red	Power Positive(IN+)										
Black	Power Negative(IN-)										
Yellow	Output Positive(OUT+)										
White	Output Negative(OUT-)										

5-Line Lead-out

	<table border="1"> <thead> <tr> <th>Line Color</th> <th>Definition</th> </tr> </thead> <tbody> <tr> <td>Red</td> <td>Power Positive(IN+)</td> </tr> <tr> <td>Black</td> <td>Power Negative(IN-)</td> </tr> <tr> <td>Black</td> <td>Power Negative(IN-)</td> </tr> <tr> <td>Yellow</td> <td>Output Positive(OUT+)</td> </tr> <tr> <td>White</td> <td>Output Negative(OUT-)</td> </tr> </tbody> </table>	Line Color	Definition	Red	Power Positive(IN+)	Black	Power Negative(IN-)	Black	Power Negative(IN-)	Yellow	Output Positive(OUT+)	White	Output Negative(OUT-)
Line Color	Definition												
Red	Power Positive(IN+)												
Black	Power Negative(IN-)												
Black	Power Negative(IN-)												
Yellow	Output Positive(OUT+)												
White	Output Negative(OUT-)												

Detection Ranges

Detection Range					
Range Code	Pressure Type	Detection Range	Overload Pressure	Burst pressure	O-ring
6M	S	0~6MPa	200%FS	400%FS	FKM
10M	S	0~10MPa	200%FS	400%FS	FKM
16M	S	0~16MPa	200%FS	400%FS	FKM
25M	S	0~25MPa	150%FS	400%FS	FKM
40M	S	0~40MPa	150%FS	300%FS	FKM
60M	S	0~60MPa	150%FS	300%FS	FKM
100M	S	0~100MPa	150%FS	300%FS	FKM

Cautions

- The detection range should be within $\pm 30\%$ FS for over range or down range application,.
- The pressure types includes gauge pressure, absolute pressure and sealing pressure.
- Please confirm the system's max overload. The maximum overload of the system should be less than the overload protection limit of the sensor, otherwise it may reduce the lifespan or bring damage to the core .
- Do not touch the diaphragm with any hard objects, it may break the diaphragm.
- The material and manufacturing process of the negative pressure core are different from the positive pressure core, the gauge pressure core cannot be used to replace the negative pressure core.
- Please carefully read the manual before installation, to avoid damage to the product caused by wrong installation.
- Incorrect may cause danger and personal injury.
- When pulling out the core from the shell, do not pull the wire and pin.

郑州炜盛电子科技有限公司
 地址：郑州市高新技术开发区金梭路 299 号
 电话：0371-60932955/60932966/60932977
 传真：0371-60932988
 E-mail: sales@winsensor.com
[Http://www.winsensor.com](http://www.winsensor.com)