



Air-Quality Detection Module

User's Manual V1.1

(Model No.: ZE40-TVOC)

Valid from: 2020. 04. 29

Zhengzhou Winsen Electronics Technology Co., Ltd

Statement

This manual copyright belongs to Zhengzhou Winsen Electronics Technology Co., LTD. Without the written permission, any part of this manual shall not be copied, translated, stored in database or retrieval system, also can't spread through electronic, copying, record ways.

Thanks for purchasing our product. In order to let customers use it better and reduce the faults caused by misuse, please read the manual carefully and operate it correctly in accordance with the instructions. If users disobey the terms or remove, disassemble, change the components inside of the sensor, we shall not be responsible for the loss.

The specific such as color, appearance, sizes ...etc., please in kind prevail.

We are devoting ourselves to products development and technical innovation, so we reserve the right to improve the products without notice. Please confirm it is the valid version before using this manual. At the same time, users' comments on optimized using way are welcome.

Please keep the manual properly, in order to get help if you have questions during the usage in the future.

Zhengzhou Winsen Electronics Technology CO., LTD

Air-Quality Detection Module ZE40-TVOC

Profile

The ZE40-TVOC electrochemical alcohol module is a general-purpose, miniaturized module. The electrochemical principle is used to detect the presence of TVOC in the air, which has good selectivity and stability. Built-in temperature sensor for temperature compensation; digital output and analog voltage output for easy use. ZE40-TVOC is a universal gas module designed and manufactured by combining proven electrochemical detection technology with sophisticated circuit design.

Features


High sensitivity, high resolution, low power consumption, long lifespan
UART and analog voltage output

Good stability and excellent anti-interference, temperature compensation, good linearity.

Main Application

Alcohol detector, vehicle-mounted detector

Technical Parameters table1.



Model No.	ZE40-TVOC
Target Gas	TVOC
Interference gases	CO &etc gas
Output Data	DAC (0.4~2V voltage is corresponding to 0~full scale)
	UART Output (3V TTL electrical level)
Working Voltage	3.7~5.5V
Preheating time	≤3 min
Response time	≤60 sec
Recovery time	≤60 sec
Detection Range	0~5 ppm
Resolution	≤0.01ppm
Operating Environment	Temp.: 0~50°C
	Humidity.: 15%-90%RH(no condensation)
Storage Temp.	0~25°C
Working Life	3 years (in air)

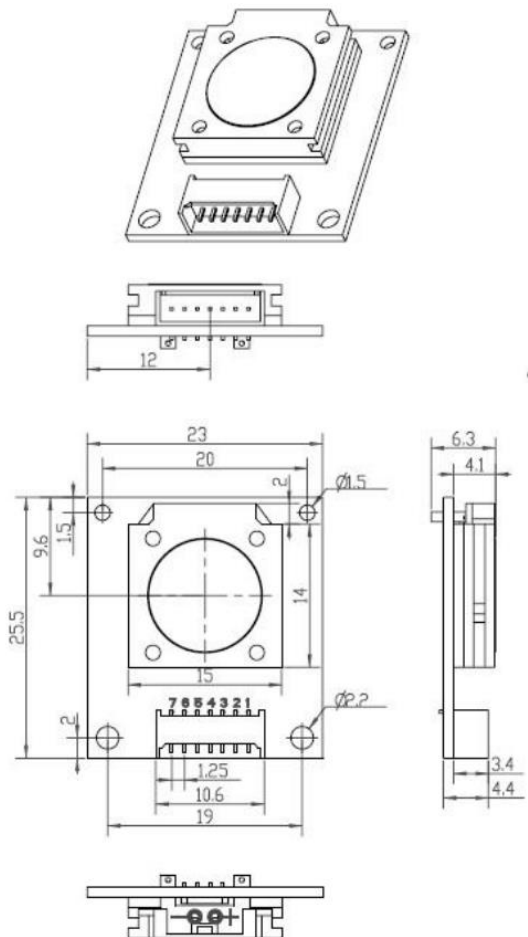


Fig1. Structure(tolerance ±0.2mm)

Pin Description table2.

PIN1	Reserved
PIN2	DAC (0.4~2V is corresponding 0~full scale)
PIN3	GND
PIN4	Vin(Power input 3.7V~5.5V)
PIN5	UART (RXD) 0~3.0V data input
PIN6	UART (TXD) 0~3.0V data output
PIN7	Reserved

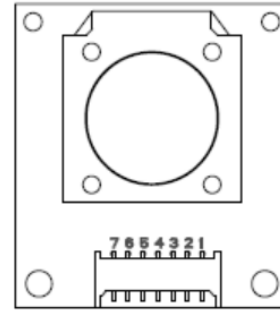


Fig2. Pins construction

Communication Protocol

1. General Settings

Table 3

Baud Rate	9600
Data Byte	8 bytes
Stop Byte	1 byte
Check Byte	Null

2. Communication Commands

There are two kinds of communication mode: initiative upload mode and question & answer (Q&A) mode.

We take initiative upload mode as the default settings.

If users want to switch back to initiative upload mode in Q&A mode, send the following command: **Table4.**

Byte 0	Byte 1	Byte 2	Byte 3	Byte 4	Byte 5	Byte6	Byte 7	Byte 8
Start Byte	Reserve	Switch command	Initiative upload mode	Reserve	Reserve	Reserve	Reserve	Check sum
0xFF	0x01	0x78	0x40	0x00	0x00	0x00	0x00	0x47

The module sends the gas concentration value every 1s in initiative upload mode: **Table 5**

Byte 0	Byte 1	Byte 2	Byte 3	Byte 4	Byte 5	Byte6	Byte 7	Byte 8
Start Byte	Gas Type (TVOC)	Unit (ppb)	No. of decimal	Concentration (High Byte)	Concentration (Low Byte)	Full Range (High Byte)	Full Range (Low Byte)	Check sum
0xFF	0x17	0x04	0x00	0x00	0x25	0x13	0x88	0x25

Gas concentration value ppb = High Byte*256+Low Byte, ppm=ppb/1000

Please note that in the above calculation formula, the High Byte(byte4) and Low Byte (byte5) means the decimalism value changed from hexadecimal.

Switch to the question & answer (Q&A) mode, send the following command line format: **Table 6**

Byte 0	Byte 1	Byte 2	Byte 3	Byte 4	Byte 5	Byte6	Byte 7	Byte 8
Start Byte	Reserve	Switch command	Q&A mode	Reserve	Reserve	Reserve	Reserve	Check sum
0xFF	0x01	0x78	0x41	0x00	0x00	0x00	0x00	0x46

To read concentration in Q&A mode, the command line format is as follows: **Table 7**

Byte 0	Byte 1	Byte 2	Byte 3	Byte 4	Byte 5	Byte6	Byte 7	Byte 8
Start Byte	Reserve	Command	Reserve	Reserve	Reserve	Reserve	Reserve	Check sum
0xFF	0x01	0x86	0x00	0x00	0x00	0x00	0x00	0x79

Return the concentration as follow: **Table 8**

Byte 0	Byte 1	Byte 2	Byte 3	Byte 4	Byte 5	Byte6	Byte 7	Byte 8
Start Byte	Command	Concentration (High Byte)ug/m3	Concentration (Low Byte)ug/m3	Reserve	Reserve	Concentration (High Byte)ppb	Concentration (Low Byte)ppb	Check sum
0xFF	0x86	0x00	0x40	0x00	0x00	0x00	0x20	0x32

Gas concentration value = High Byte*256+Low Byte

Please note that in the above calculation formula, the byte6 and byte7 means the decimalism value changed from hexadecimal.

3.Checksum and calculation

Checksum = (Negative (Byte1+Byte2+Byte3+Byte4+Byte5+Byte6+Byte7))+1

unsigned char FucCheckSum(unsigned char *i,unsigned char ln)

```

{
    unsigned char j,tempq=0;
    i+=1;
    for(j=0;j<(ln-2);j++)
    {
        tempq+=*i;
        i++;
    }
    tempq=(~tempq)+1;
    return(tempq);
}
    
```

Cross interference gas

Gas	Concentration/ppm	Equal to C2H5OH
C2H5OH	5	5
C6H6	10	0.1
C7H8	10	0.46
CH3COOH	200	0.52
H2S	50	3
CO	200	0.64

Cautions

1. The module avoids contact with organic solvents (including silica gel and other adhesives), paints, chemicals, oils and high-concentration gases.
2. The module can not be completely encapsulated with resin material, nor can it be immersed in an oxygen-free environment, otherwise it will damage the performance of the sensor;
3. The module can not be used for long time in the environment containing corrosive gases, corrosive gases will damage the sensor;
4. The module cannot withstand excessive impact or vibration.
5. The module needs to be preheated for 24-48 hours when it is first powered on, so that the module can be fully stabilized and then tested normally.
6. Do not apply the module to systems that involve personal safety.
7. Do not install the module in a strong convection air environment.
8. Do not place the module in a high concentration of organic gas for a long time. If it is placed for a long time, the sensor zero point will drift and the recovery will be slow.
9. It is forbidden to use hot melt adhesive or sealant package module with curing temperature higher than 80 °C;
10. It is forbidden to store and use in high concentration alkaline gas for a long time.