



Particles Sensor

(Model: ZPH03)

Manual

Version: 1.1

Valid From: 2020.08.15

Zhengzhou Winsen Electronics Technology Co., Ltd

Statement

This manual copyright belongs to Zhengzhou Winsen Electronics Technology Co., LTD. Without the written permission, any part of this manual shall not be copied, translated, stored in database or retrieval system, also can't spread through electronic, copying, record ways.

Thanks for purchasing our product. In order to let customers use it better and reduce the faults caused by misuse, please read the manual carefully and operate it correctly in accordance with the instructions. If users disobey the terms or remove, disassemble, change the components inside of the sensor, we shall not be responsible for the loss.

The specific such as color, appearance, sizes &etc, please in kind prevail.

We are devoting ourselves to products development and technical innovation, so we reserve the right to improve the products without notice. Please confirm it is the valid version before using this manual. At the same time, users' comments on optimized using way are welcome.

Please keep the manual properly, in order to get help if you have questions during the usage in the future.

Zhengzhou Winsen Electronics Technology CO., LTD

ZPH03 Particles Sensor

Profile

This sensor integrates infrared PM2.5 detection technology, using particle counting principle to detect PM2.5 in the environment. It can detect the particles (diameter $\geq 1\mu\text{m}$).

Before delivery, the sensor has been aged, debugged, calibrated with good consistency and high sensitivity.



Features

- *Good Stability for Long Time
- *High Sensitivity
- *Low Consumption
- *Good Consistency
- *Good Anti-interference Performance

Applications

- *Air purifier
- *HVAC system
- *Air refresher
- *Air conditioner
- *Portable Instrumentation
- *Domestic and Commercial AC

Technical Parameters

Model		ZPH03
Working voltage range		5±0.2 V (DC)
Output mode		UART、PWM
Output signal voltage		4.5±0.2 V
Detection ability		Smallest particles 1 μm diameter
Detection Range		4 ~ 500ug/m
Warm-up time		$\leq 10\text{s}$
Working Current		$\leq 30\text{mA}$
Humidity range	Storage	$\leq 95\%RH$
	Working	$\leq 95\%RH$ (No condensation)
Temperature range	Storage	-30°C ~ 60°C
	Working	0°C ~ 50°C
Size		46.0×32.0×18.3mm (L×W×H)
Physical interface		ZH1.5mm-4P Connector Socket

Dimensions:

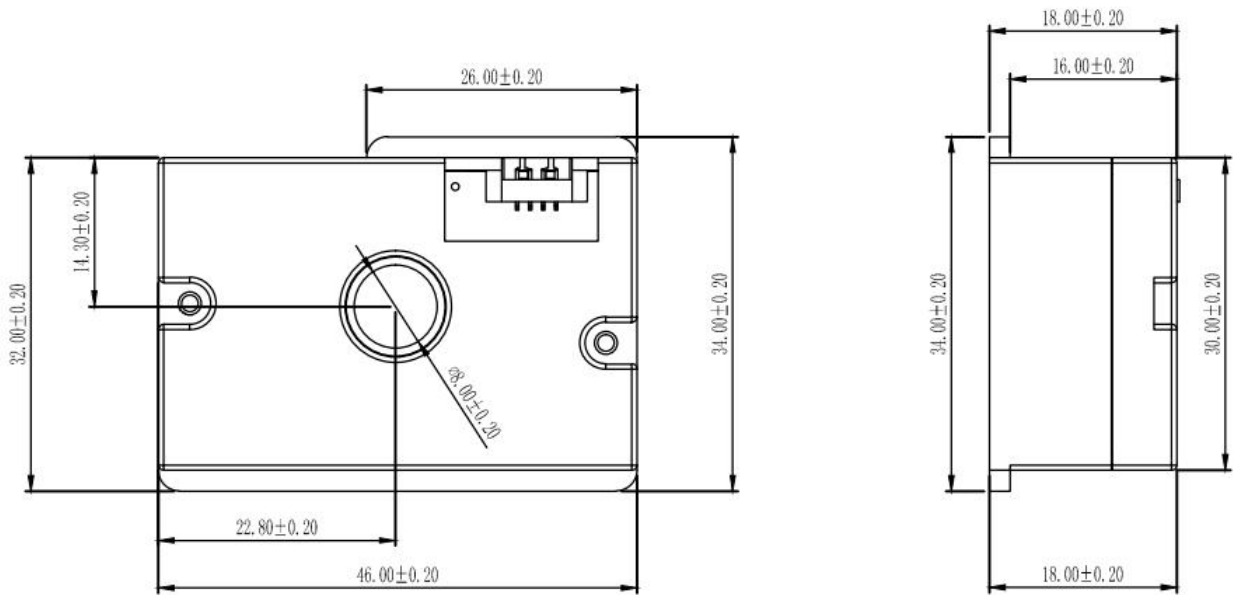


Fig 1

Detection Principle Introduction:

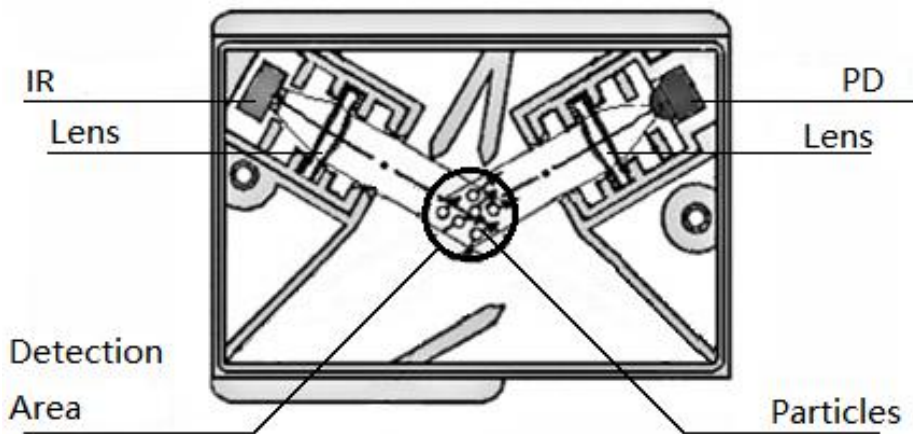


Fig 2

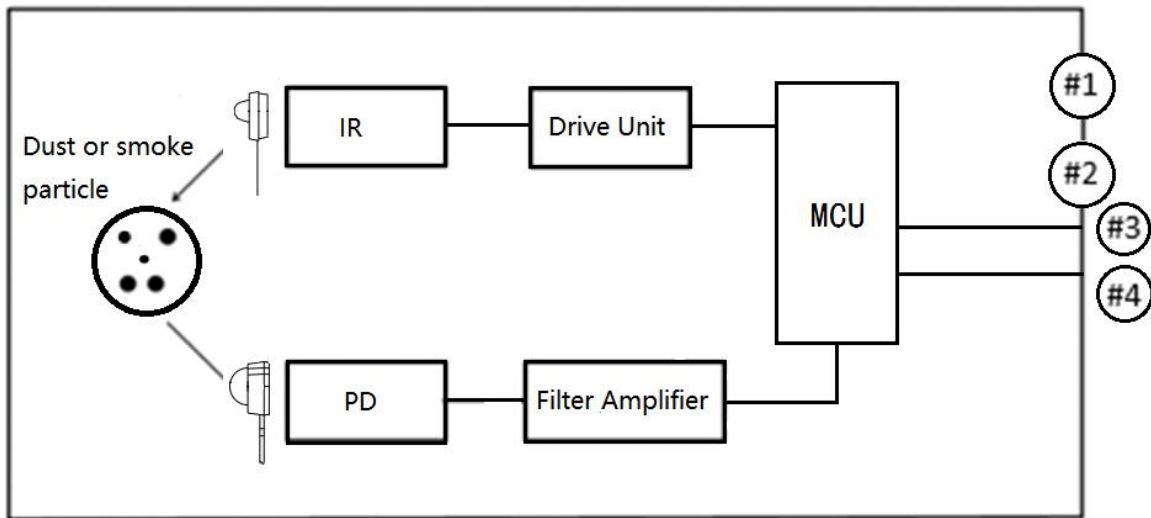


Fig 3

Pins Definition

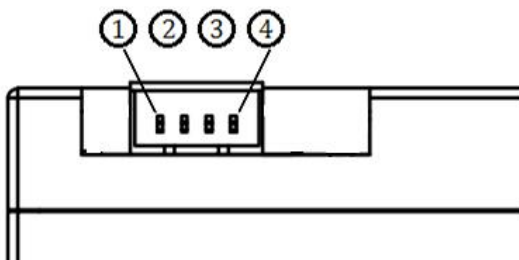


Fig 4 Connector Sketch

Pins Definition	
PIN1	GND
PIN2	VCC
PIN3	RXD
PIN4	TXD/PWM

Remarks

The ZPH03's two mode settings can only be performed before the sensor is normally powered on. Please make a hardware connection in advance.

In UART mode, Pin4 is serial port data transmitter

In PWM mode, Pin4 is output of PWM

Application Circuit

1. PWM Mode Application Circuit

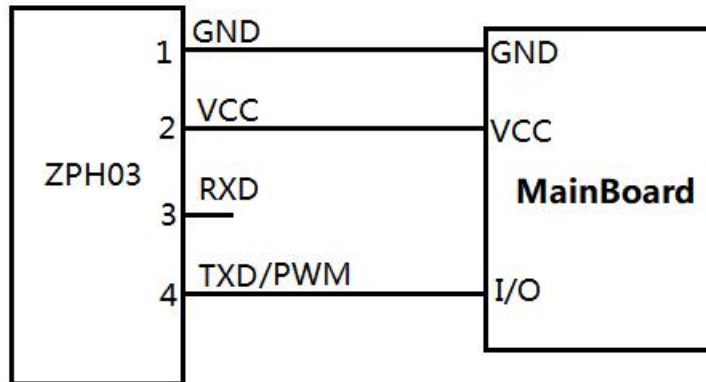


Fig 5

2. UART Mode Application Circuit

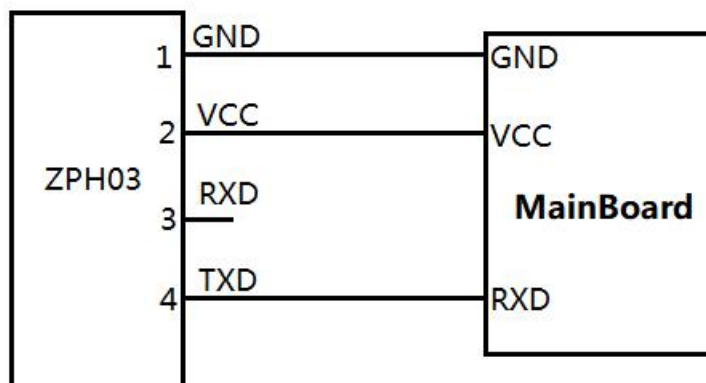


Fig 6

Remarks:

The sensor has two output modes: PWM or UART, which are set in factory.

PWM Mode

In PWM mode, the sensor outputs PWM signal through PWM port (PIN 4). The PWM cycle is 1s, and the dust concentration value is calculated according to the width of low level. The low pulse width of PIN output corresponds to the average value of dust concentration. The value of concentration was processed by software filtering, and the pulsation amplitude was relatively small.

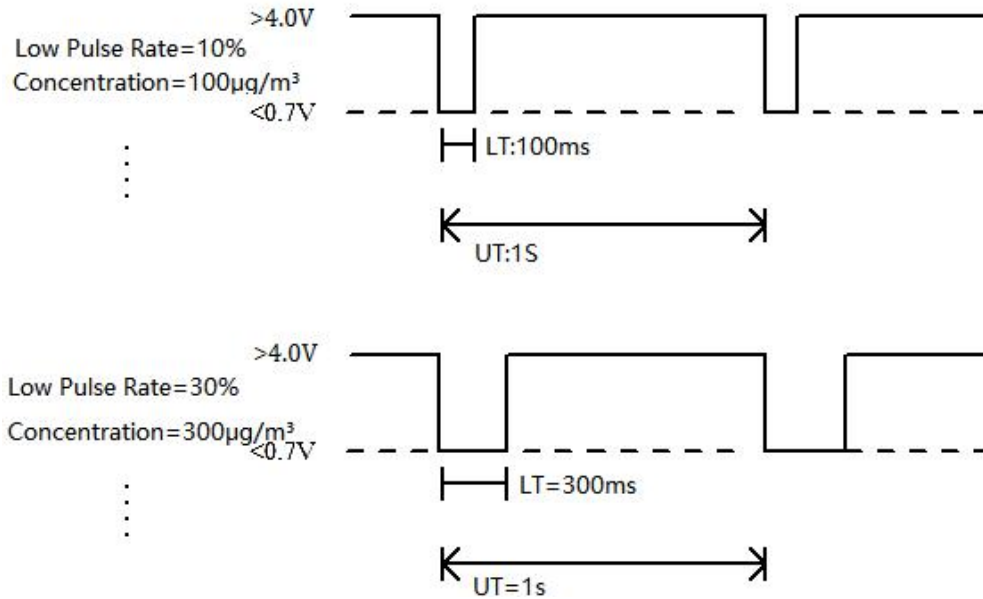


Fig7 PM2.5 Output Wave

- Remarks:
1. LT : the pulse width of low level in one period.(unit: ms)
 2. UT : the pulse width of one period(unit: ms)
 3. The low pulse rate: $RT = LT / UT \times 100\%$
 4. The relationship between LT and condensation: $1ms = 1\mu g/m^3$

UART Mode

In serial mode, the sensor outputs serial data through TXD pin (PIN 4), the concentration value will be send every other one second

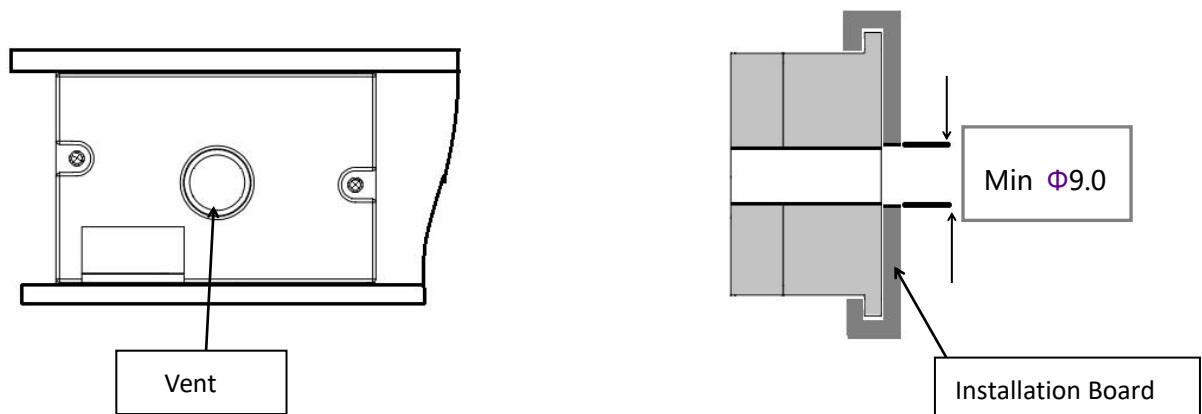
The general serial port settings are as follows:

Baud rate	9600
Interface level	4.5±0.2 V (TTL)
Data bits	8
Stop bits	1
Parity	None

Cautions

1. Terms of Use

1.1 Installation Sketch



3. Installation suggestions

- 2.1 the sensor should be installed in the air circulation position to avoid contact with organic solvents;
- 2.2 recommended air velocity: (1.0 ~ 3) m / s; air volume: 0.004 ~ 0.01 CMM;
- 2.3 it is recommended to keep the sensor terminal downward;
- 2.4 it is recommended to add 3-5mm thick black breathable filter cotton at the air inlet side of the sensor to prevent the accumulation of dust and other large particles;
- 2.5 it is recommended to keep away from high-frequency and high-voltage generator during installation to prevent interference to the sensor;
- 2.6 it is recommended to install it at the backlight to prevent the sensor error from increasing due to external light;
- 2.7 the sensor shell is conductive material and connected with circuit GND. GND pin should be prevented from connecting into the system with voltage higher than the safety voltage of human body, and it's definitely it can't be applied to the system involving human safety.

3. To avoid harmful interference

- 3.1 To avoid exposure to water vapor, away from the bathroom or air humidifier, the water mist will bring PM2.5 data abnormal fluctuations; The sensor sensitivity will be reduced by splashing water or immersed in water.

3.2 To avoid strong electromagnetic interference, the sensor has certain anti-interference performance, but it should still avoid strong electromagnetic environment. When using wireless communication module (such as WiFi, Bluetooth, GPRS, etc.), it is necessary to keep a sufficient distance from the sensor, and the specific safe distance shall be verified by the user.

4. Transport & storage

1. Avoid vibration: Frequent transport and assembly process, excessive vibration will lead to optical device dislocation affect the original calibration data

2. Long-term storage: Sealed bags sealed to avoid contact with corrosive gas damage to circuit boards and optics.

Zhengzhou Winsen Electronics Technology Co., Ltd

Add: No.299, Jinsuo Road, National Hi-Tech Zone,
Zhengzhou 450001 China

Tel: +86-371-67169097/67169670

Fax: +86-371-60932988

E-mail: sales@winsensor.com

Website: www.winsen-sensor.com